JEFFERSON COUNTY A BUILDING RESTORATION

JEFFERSON COUNTY
MONTICELLO, FLORIDA

VICINITY MAP

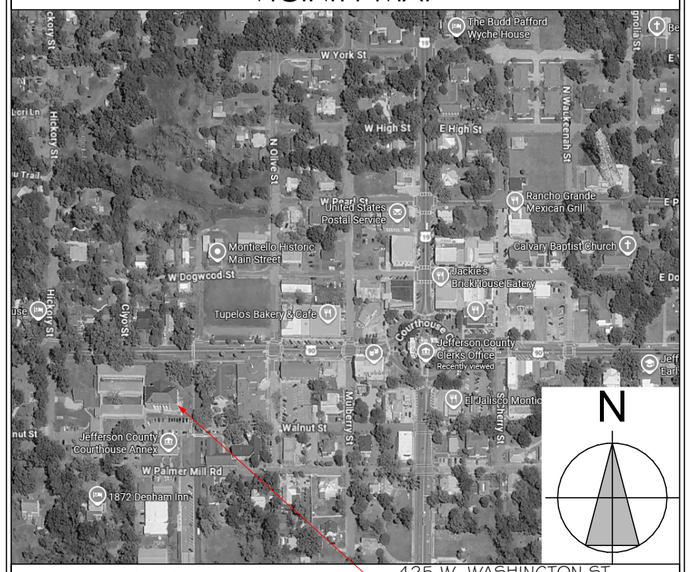

425 W. WASHINGTON ST.
MONTICELLO, FLORIDA 32344

PHOTO



SCOPE OF WORK

BRIEFLY AND WITHOUT FORCE AND EFFECT UPON THE CONTRACT DOCUMENTS, THE WORK OF THE CONTRACT CAN BE SUMMARIZED AS FOLLOWS:

THE SCOPE INCLUDES EXTERIOR RESTORATION AND WATER INTRUSION MITIGATION AT MONTICELLO HIGH SCHOOL, JEFFERSON COUNTY BUILDING A. WORK INCLUDES REPLACEMENT OF DETERIORATED EXTERIOR WOOD WITH KILN-DRIED AFTER TREATMENT (KDAT) WOOD TO MATCH EXISTING HISTORIC FEATURES; INSTALLATION OF WATERTIGHT ENTRANCE THRESHOLDS AND SILL FLASHING; REMOVAL OF NON-HISTORIC ENTRYWAY CANOPIES AND REPAIR OF ASSOCIATED WOOD AND MASONRY DAMAGE; REPAIR AND INSTALLATION OF HISTORIC ENTRANCE DOORS; REPAIR AND WATERPROOFING OF EXTERIOR CONCRETE STAIRCASES, LANDINGS, AND BASEMENT ENTRANCE; AND RESTORATION OF THIRTEEN (13) WINDOWS AND ASSOCIATED FRAMING. ROOF AND DRAINAGE WORK INCLUDES SLATE REPAIRS, LIQUID-APPLIED GUTTER WATERPROOFING, CLEANING AND REPAIR OF SCUPPERS, LEADERHEADS, GUTTERS, AND DOWNSPOUTS, AND CLEARING THE EXTERIOR STAIRWELL DRAIN AND CONNECTED STORMWATER PIPING. INCLUDE ASSOCIATED PREPARATION, PRIMING, PAINTING, AND WATER TESTING TO VERIFY PROPER DRAINAGE AND WEATHERTIGHT REPAIRS.

ADDITIVE ALTERNATE #1
PROVIDE A SEPARATE ADDITIVE/DEDUCTIVE ALTERNATE FOR THE USE OF AZEK IN LIEU OF KDAT AT APPLICABLE WOOD-ROT REPLACEMENT LOCATIONS, RETAINING KDAT AT STRUCTURAL MEMBERS UNLESS OTHERWISE DETAILED AND APPROVED.

DISCLAIMER

THESE DRAWINGS AND SPECIFICATIONS ARE THE CONFIDENTIAL AND PROPRIETARY PROPERTY OF MLD ARCHITECTS AND SHALL NOT BE COPIED OR REPRODUCED WITHOUT WRITTEN AUTHORIZATION. THE CONTRACT DOCUMENTS WERE PREPARED FOR THE USE ON THIS SPECIFIC SITE IN CONJUNCTION WITH ITS ISSUE DATE AND ARE NOT SUITABLE FOR USE ON A DIFFERENT SITE OR AT A LATER TIME. USE OF THESE DRAWINGS FOR REFERENCE OR EXAMPLE ON ANOTHER PROJECT REQUIRES THE SERVICES OF PROPERLY LICENSED ARCHITECTS AND ENGINEERS. REPRODUCTION OF THE CONTRACT DOCUMENTS FOR REUSE ON ANOTHER PROJECT IS NOT AUTHORIZED.

ELECTRONIC DISTRIBUTION OF THESE DOCUMENTS IS NOT AUTHORIZED, UNLESS SPECIFICALLY APPROVED BY PROJECT ARCHITECT IN WRITING.

BUILDING AND FIRE CODES

FLORIDA BUILDING CODE (FBC), 8TH EDITION (2023)
FLORIDA ACCESSIBILITY CODE (FAC), 8TH EDITION (2023)
FLORIDA EXISTING BUILDING CODE (FBC-EB), 8TH EDITION (2023)
FLORIDA FUEL GAS CODE (FBC-FG), 8TH EDITION (2023)
FLORIDA MECHANICAL CODE (FBC-M), 8TH EDITION (2023)
FLORIDA PLUMBING CODE (FBC-P), 8TH EDITION (2023)
FLORIDA FIRE PREVENTION CODE (FFPC), 8TH EDITION (2023)
NATIONAL ELECTRICAL CODE (NEC), 2020 EDITION
ASCE STANDARD 7-22 (STRUCTURAL WIND LOAD CRITERIA)

FLORIDA PRODUCT APPROVAL:
CONTRACTOR SHALL MAKE AVAILABLE TO THE BUILDING INSPECTOR DOCUMENTATION NECESSARY TO VERIFY THAT ALL EXTERIOR ENVELOPE COMPONENTS REQUIRING PRODUCT APPROVAL PER FS 553.842 ARE IN COMPLIANCE WITH PRODUCT APPROVAL INSTALLATION REQUIREMENTS.

DRAWING INDEX

G100	TITLE SHEET
A000	GENERAL NOTES
A001	WORK NOTES
A002	WORK NOTES
A200	EXTERIOR ELEVATION
A201	EXTERIOR ELEVATION
A202	EXTERIOR ELEVATION
A203	EXTERIOR ELEVATION
A500	DETAILS
A501	DETAILS
A700	PHOTOS
A701	PHOTOS
A702	PHOTOS

ARCHITECTS
ARCHITECTURE
INTERIOR DESIGN
BUILDING ENVELOPE
211 JOHN KNOX RD, SUITE 105
TALLAHASSEE, FL 32303
PH: (850) 385 9200
AR96289
MLDARCHITECTS.COM

JEFFERSON COUNTY A BUILDING RESTORATION
JEFFERSON COUNTY
MONTICELLO, FLORIDA

100% SUBMITTAL

PROJ. NO.	180526
DATE	11/06/2026
DRAWN	AW
CHECKED	JS
APPROVED	JS
REVISION	
REVISION DATE	

G100

GENERAL NOTES

1. THIS IS A HISTORIC PROPERTY LISTED BY THE NATIONAL TRUST FOR HISTORIC PRESERVATION. ALL WORK TAKING PLACE ON THIS BUILDING SHALL BE IN ACCORDANCE WITH THE UNITED STATES SECRETARY OF INTERIOR'S GUIDELINES FOR HISTORIC RESTORATION AND THE NATIONAL PARK'S SERVICE PRESERVATION STANDARDS AND BRIEFS. ALL WORK IS EXPECTED TO BE HELD TO THE HIGHEST STANDARD OF CRAFTSMANSHIP AND SHALL EXCEED BEST PRACTICES AND INDUSTRY STANDARDS. ANY WORK NOT MEETING THIS HIGH EXPECTATION WILL BE REQUIRED TO BE REMOVED AND REINSTALLED.

2. THE EXISTING PLANS ARE FOR INFORMATIONAL PURPOSES ONLY. CONTRACTOR SHALL FIELD VERIFY ALL DIMENSIONS, AND ALL CONDITIONS.

3. BEFORE SUBMITTING PROPOSAL/BID FOR THE WORK, EACH BIDDER WILL BE HELD TO HAVE THOROUGHLY EXAMINED THE PREMISES AND SATISFIED THEMSELVES AS TO THE EXISTING CONDITIONS UNDER WHICH THEY WILL BE OBLIGED TO OPERATE AND COMPLETE THE WORK UNDER THIS CONTRACT. NO ALLOWANCE WILL BE MADE SUBSEQUENTLY IN THIS CONNECTION ON BEHALF OF THE CONTRACTOR FOR ANY ERROR OR NEGLIGENCE ON HIS/HER PART.

4. IT IS THE RESPONSIBILITY OF THE CONTRACTOR TO COORDINATE AND SEQUENCE DEMOLITION, CLEANING, PAINTING, AND CONSTRUCTION. THE CONTRACTOR SHALL SUBMIT A COMPLETELY DETAILED CONSTRUCTION SCHEDULE AND PLAN INCLUDING PHASING, STRUCTURAL REPAIRS AND PAINTING PRIOR TO PRECONSTRUCTION CONFERENCE.

5. ALL PROPOSED INTERRUPTIONS TO OPERATIONS, SERVICES AND EQUIPMENT SHALL BE REVIEWED WITH AND APPROVED BY THE OWNER PRIOR TO STARTING SUCH WORK. UNLESS OTHERWISE APPROVED IN WRITING, ONLY WEEKEND OR EVENING INTERRUPTIONS ON UTILITIES SHALL BE APPROVED.

6. CONTRACTOR SHALL BE RESPONSIBLE FOR MAINTAINING EXIT WAYS CLEAR. WHERE AN EXIT MUST BE TEMPORARILY BLOCKED, CONTRACTOR SHALL PROVIDE THE REQUIRED BARRICADES AND DIRECTIONAL SIGNS FOR TEMPORARY EXITING AND SAFETY.

7. CONTRACTOR SHALL ERECT AND MAINTAIN ALL REASONABLE SAFEGUARDS FOR SAFETY AND HEALTH INCLUDING POSTING DANGER SIGNS, AND OTHER WARNINGS AGAINST HAZARDS, AS WELL AS PROMULGATING SAFETY REGULATIONS.

GENERAL NOTES

8. CONTRACTOR SHALL BE RESTRICTED TO AREAS SPECIFIED BY OWNER FOR ON SITE STORAGE OF CONSTRUCTION MATERIALS. COMPARTMENT TRAILERS OR SIMILAR PROTECTIVE STORAGE FACILITIES MAY BE UTILIZED ON SITE TO SECURE ALL EQUIPMENT AND ITEMS REMOVED DURING PROJECT WORK. THE CONTRACTOR IS RESPONSIBLE FOR THE PROTECTION AND SECURITY OF ALL EQUIPMENT AND ITEMS REMOVED.

9. CONTRACTOR SHALL TAKE CARE NOT TO DAMAGE EXISTING FINISHES OR SURFACES AND SHALL BE RESPONSIBLE FOR RETURNING ALL DISTURBED SOD, STONE, GRAVEL, SOIL, ETC. AND REPAIR ALL DAMAGED AREAS (MATERIALS, FINISHES, LANDSCAPING, ETC.) TO THEIR ORIGINAL CONDITION. SURFACES SHALL BE REPAIRED TO MATCH THE EXISTING ADJACENT UNDAMAGED SURFACES.

10. CONTRACTOR SHALL MAINTAIN A CLEAN WORK PREMISE AT ALL TIMES AND SHALL CLEAN CONSTRUCTION SITE OF ALL DEBRIS AT COMPLETION OF THE JOB AND BEFORE FINAL PAYMENT IS MADE.

11. JOINT SEALANT MANUFACTURERS TO PROVIDE 5 YEAR WARRANTY ON POLYURETHANE JOINT SEALANT. PAINT MANUFACTURER SHALL PROVIDE 2 YEAR WARRANTY ON EXTERIOR PAINT SYSTEMS.

12. CONTRACTOR AND INSTALLER SHALL PROVIDE 2 YEAR UNLIMITED LABOR AND MATERIAL WARRANTY ON, JOINT SEALANT, PAINTING AND COATING SYSTEMS.

13. ALL WORK SHALL COMPLY WITH APPLICABLE OSHA AND E.P.A. REGULATIONS AND GUIDELINES.

14. ALL WORK SHALL COMPLY WITH THE FLORIDA BUILDING CODE (FBC), 8TH EDITION (2023).

15. CONTRACTOR SHALL LIST AN EMERGENCY TELEPHONE NUMBER WHERE HE OR SHE MAY BE REACHED 24 HOURS A DAY, SEVEN DAYS A WEEK, DURING THE ENTIRE PERIOD OF CONTRACT TIME. THIS TELEPHONE NUMBER SHALL BE PROVIDED AT THE PRECONSTRUCTION CONFERENCE.

GENERAL NOTES

16. IF A CONDITION IS DISCOVERED, CONCEALED OR NOT, THAT DIFFERS FROM THE DOCUMENTS OR WILL NOT ALLOW THE CONTRACTOR TO COMPLETE THE INSTALLATION/ CONSTRUCTION PER THE CONSTRUCTION DOCUMENTS OR TO MATCH ORIGINAL CONSTRUCTION, NOTIFY THE ARCHITECT IMMEDIATELY. PROCEEDING WITH INSTALLATION/ CONSTRUCTION CONTRARY TO OR BEYOND THE CONSTRUCTION DOCUMENTS, SHALL BE SUBJECT TO REMOVAL AND RECONSTRUCTION, AT CONTRACTOR'S EXPENSE.

17. FOR ALL ADDITIVE/DEDUCTIVE UNIT COSTS AND/OR CHANGE ORDERS; THE CONTRACTOR SHALL DOCUMENT ALL BASE BID WORK FOR VERIFICATION BY THE ARCHITECT. WHEN/IF THE CONTRACTOR NEARS COMPLETION OF THE ALLOTMENT OF WORK ALLOWED WITHIN THE BASE BID, THE CONTRACTOR SHALL NOTIFY THE ARCHITECT, IN WRITING. ADDITIONAL WORK BEYOND THE BASE BID AMOUNT MUST BE VERIFIED BY THE ARCHITECT AND APPROVED BY THE OWNER, BEFORE PROCEEDING. ANY WORK BEYOND THE BASE BID THAT HAS NOT BEEN APPROVED IN WRITING BY THE OWNER, IS PERFORMED AT THE CONTRACTOR'S RISK AND MAY NOT BE FUNDED/ COMPENSATED.

ARCHITECTS
ARCHITECTURE
INTERIOR DESIGN
BUILDING ENVELOPE
211 JOHN KNOX RD, SUITE 105
TALLAHASSEE, FL 32303
PH: (850) 385 9200
AR96289
MLDARCHITECTS.COM

JEFFERSON COUNTY A BUILDING RESTORATION
JEFFERSON COUNTY
MONTICELLO, FLORIDA

100% SUBMITTAL

PROJ. NO.	180526
DATE	11/06/2026
DRAWN	AW
CHECKED	JS
APPROVED	JS
REVISION	
REVISION DATE	

A000

WORK NOTES

EXTERIOR WOOD REPAIRS

1 REPLACE ALL MISSING OR DETERIORATED WOOD/WOOD ROT WITHIN THE SCOPE OF WORK WITH KDAT (KILN-DRIED AFTER TREATMENT) WOOD. CAREFULLY REMOVE AFFECTED PORTIONS AT TRIM WORK, COLUMNS, FASCIA, SOFFIT, CORNICE, COPING, DOOR AND WINDOW COMPONENTS, AND OTHER EXTERIOR WOOD FEATURES. RETAIN SOUND HISTORIC MATERIAL. REPLACEMENT WOOD SHALL MATCH EXISTING DIMENSIONS, AND PROFILES, EXCEPT FOR THE SPECIFIED TREATMENT. ALL REPLACEMENT WOOD SHALL BE BACK PRIMED AND ALL END GRAIN SEALED PRIOR TO INSTALLATION. PRIME AND TWO FINISH COATS TO PREVIOUSLY PAINTED WOODWORK WITHIN THE SCOPE OF REPAIRS USING A PREMIUM EXTERIOR ACRYLIC SYSTEM SUITABLE FOR KDAT WOOD. BASIS OF DESIGN: SHERWIN-WILLIAMS PRIMER AND FINISH SYSTEM APPROVED FOR THE SUBSTRATE; SUBSTITUTIONS SHALL BE EQUIVALENT AND SUBMITTED FOR APPROVAL.

ENTRANCE THRESHOLDS

2 AT EXISTING CONCRETE LANDINGS AT ENTRANCES, INSTALL NEW METAL DOOR THRESHOLDS TO PROVIDE A WATERTIGHT SEAL. INSTALL PROPER SILL PAN FLASHING AND KDAT WOOD BLOCKING TO BRIDGE BETWEEN THE DOOR OPENING AND CONCRETE LANDING, AS DETAILED. PRIME AND PAINT ALL WOOD PRIOR TO INSTALLATION. SET SILL PAN FLASHING IN A CONTINUOUS BED OF COMPATIBLE SILICONE SEALANT AND INTEGRATE FLASHING WITH ADJACENT CONSTRUCTION TO DIRECT WATER TO THE EXTERIOR. THIS WORK IS INTENDED TO PREVENT WATER INTRUSION AT ENTRANCE DOOR OPENINGS. MODIFY EXISTING TEMPORARY DOORS AS NECESSARY TO REMAIN WEATHERTIGHT UNTIL RESTORED DOORS ARE INSTALLED.

ENTRYWAY CANOPY REMOVAL

3 CAREFULLY DEMOLISH THE EXISTING NON-HISTORIC EAST AND WEST ENTRYWAY CANOPIES, INCLUDING ASSOCIATED ATTACHMENTS AND ABANDONED FLASHING. PROTECT HISTORIC MASONRY AND WOODWORK TO REMAIN. REPAIR ASSOCIATED WOOD AND BRICK DAMAGE, ATTACHMENT HOLES, AND OPENINGS EXPOSED BY CANOPY REMOVAL TO MATCH THE HISTORIC ENTRANCE APPEARANCE AND PREVENT RAINWATER INTRUSION. REPLACE DETERIORATED WOOD WITH KDAT WOOD. CAREFULLY TUCKPOINT DISTURBED OR DETERIORATED MORTAR JOINTS ASSOCIATED WITH CANOPY REMOVAL USING COMPATIBLE LIME-BASED MORTAR AS SPECIFIED. STRIKE AND CLEAN JOINTS TO MATCH THE COLOR, TEXTURE, AND PROFILE OF EXISTING HISTORIC MORTAR JOINTS.

WORK NOTES

HISTORIC DOOR RESTORATION AND INSTALLATION

4 RESTORE AND INSTALL HISTORIC WOOD ENTRANCE DOORS AT THE EAST AND WEST ENTRANCES, AS INDICATED. CAREFULLY REPAIR DAMAGED COMPONENTS AND REPLACE ALL DETERIORATED WOOD/WOOD ROT WITH KDAT WOOD MATCHING EXISTING SPECIES, DIMENSIONS, AND PROFILES. RETAIN SOUND HISTORIC MATERIAL AND SERVICEABLE HISTORIC HARDWARE. PRIME, AND PAINT TWO COATS. FIT AND ADJUST DOORS AND PROVIDE WEATHERSTRIPPING AND THRESHOLD SEALS AS DETAILED TO PROVIDE PROPER OPERATION AND A WEATHERTIGHT ENTRANCE.

CONCRETE REPAIRS

5 PERFORM REPAIRS AND RESTORATION TO EXISTING EXTERIOR CONCRETE STAIRCASES, COLUMNS AND LANDINGS. CAREFULLY REMOVE LOOSE OR UNSOUND CONCRETE AND REPAIR CRACKS, SPALLS, DETERIORATED SURFACES, AND JOINTS USING THE REPAIR SYSTEMS DETAILED AND SPECIFIED. MATCH EXISTING PROFILES, DIMENSIONS, TEXTURE, AND FINISH. COMPLETE THE INDICATED WATERPROOFING, FLASHING, AND JOINT-SEALING WORK AT LANDINGS AND ADJOINING BUILDING SURFACES TO MITIGATE WATER INTRUSION INTO THE BASEMENT. PROVIDE POSITIVE DRAINAGE AWAY FROM DOOR OPENINGS AND THE BUILDING, AS DETAILED.

EXTERIOR STAIRWELL DRAINAGE AND STORMWATER SYSTEM

6 RESTORE THE EXTERIOR BASEMENT ACCESS DOOR ON THE WEST SIDE OF THE BUILDING. REPAIR THE CONCRETE STAIRS AND LANDING, DOOR THRESHOLD, FLASHING, AND WATERPROOFING AS INDICATED TO MITIGATE WATER INTRUSION. REPLACE DETERIORATED WOOD WITH KDAT LUMBER. CAREFULLY REMOVE THE EXISTING METAL GRATING AS NEEDED TO INSPECT THE FLOOR DRAIN. REMOVE VEGETATION, SEDIMENT, AND DEBRIS FROM THE LANDING AND DRAIN INLET. VERIFY THE DRAIN CONNECTION AND DISCHARGE LOCATION. CLEAR THE FLOOR DRAIN AND CONNECTED STORMWATER PIPING THROUGH THE DISCHARGE POINT. IF THE DRAIN IS SEALED, CAPPED, DISCONNECTED, OR CANNOT BE CLEARED, OBTAIN DIRECTION FROM THE ARCHITECT BEFORE REOPENING OR MODIFYING THE SYSTEM. PERFORM A CONTROLLED WATER-FLOW TEST FROM THE LANDING TO VERIFY DISCHARGE WITHOUT BACKUP. CLEAR REMAINING BLOCKAGES AND RETEST. NOTIFY THE ARCHITECT OF DAMAGED PIPING, INADEQUATE DRAINAGE CAPACITY, OR OTHER CONDITIONS REQUIRING ADDITIONAL WORK. REINSTALL AND SECURE THE GRATING UPON COMPLETION.

WORK NOTES

WINDOW AND WINDOW-FRAMING RESTORATION

7 PERFORM WINDOW GLAZING AND FRAMING RESTORATION AT THE THIRTEEN (13) DESIGNATED WINDOWS. REPAIR LOCALIZED WOOD DETERIORATION, PRIMARILY AT SELECT LOWER SASHES, USING PREMIUM-GRADE EXTERIOR WOOD EPOXY FILLER IN LIEU OF WOOD REPLACEMENT WHERE FEASIBLE. RETAIN SOUND HISTORIC WOOD AND PREPARE AFFECTED AREAS IN ACCORDANCE WITH THE EPOXY MANUFACTURER'S WRITTEN INSTRUCTIONS. APPLY, SHAPE, AND SAND EPOXY REPAIRS TO MATCH EXISTING SASH PROFILES AND PROVIDE A SMOOTH SURFACE FOR PAINTING. REPLACE ALL BROKEN GLASS WITH RESTORATION GLASS. REPAIR OR REPLACE DETERIORATED GLAZING COMPOUND AS REQUIRED. PREPARE, PRIME, AND PAINT PREVIOUSLY PAINTED SURFACES. VERIFY LOCATIONS AND REPAIR CONDITIONS WITH THE OWNER AND ARCHITECT BEFORE BEGINNING WORK. BASE BID SHALL INCLUDE WINDOWS 005A, 005B, 005C, 103A, 103B, 104A, 104B, 105A, 105B, 105C, 106A, 106B, AND 106C.

GUTTER, SCUPPER, LEADERHEAD, AND DOWNSPOUT REPAIRS

8 CLEAN, REPAIR, AND PREPARE ALL EXISTING GUTTERS, SCUPPERS, COPPER LEADERHEADS, AND DOWNSPOUTS. REPAIR LEAKING JOINTS AND DAMAGED COMPONENTS TO PROVIDE A CLEAR, FREE-FLOWING, AND LEAK-FREE SYSTEM. FOLLOWING SUBSTRATE REVIEW AND ACCEPTANCE BY THE MANUFACTURER'S REPRESENTATIVE, INSTALL THE SPECIFIED TREMCO PUMA LIQUID-APPLIED ROOFING/FLASHING SYSTEM THROUGHOUT THE GUTTERS FROM THE SLATE DRIP EDGE TO THE COPING CAP, INCLUDING SCUPPER THROATS. THE LIQUID-APPLIED ROOFING/FLASHING SYSTEM SHALL BE APPLIED IN LIEU OF SLATE SHINGLES TO 8 INCHES ABOVE THE GUTTER BOTTOM AND SHALL EXTEND TO THE COPING, AS DETAILED. COMPLETE ALL TRANSITIONS AND TERMINATIONS IN ACCORDANCE WITH THE APPROVED DETAILS AND MANUFACTURER'S REQUIREMENTS. VERIFY THAT EXISTING DOWNSPOUT CONNECTIONS DISCHARGE PROPERLY INTO THE EXISTING DRAINAGE SYSTEM. PERFORM WATER TESTS AND SPECIFIED FLOOD TESTS IN ACCORDANCE WITH APPROVED PROCEDURES TO VERIFY PROPER FUNCTION AND WATERTIGHTNESS. CORRECT DEFICIENCIES AND RETEST AFFECTED AREAS.

SLATE ROOF REPAIRS

9 REPAIR OR REPLACE BROKEN, DAMAGED, OR SLIPPED SLATE TILES ON THE EXISTING ROOFING SYSTEM. RETAIN AND RESET SOUND SLATE WHERE FEASIBLE. REPLACEMENT SLATE SHALL MATCH EXISTING SLATE IN SIZE, THICKNESS, COLOR, AND APPEARANCE. PERFORM ASSOCIATED LOCALIZED FLASHING AND ATTACHMENT REPAIRS AS DETAILED TO RESTORE THE WEATHERTIGHT CONDITION OF THE AFFECTED ROOF AREAS. REPLACE DETERIORATED WOOD ENCOUNTERED WITHIN THE INDICATED ROOF REPAIR AREAS WITH KDAT WOOD.

ARCHITECTS
ARCHITECTURE
INTERIOR DESIGN
BUILDING ENVELOPE
211 JOHN KNOX RD, SUITE 105
TALLAHASSEE, FL 32303
PH: (850) 385 9200
AR96289
MLDARCHITECTS.COM

JEFFERSON COUNTY A BUILDING RESTORATION
JEFFERSON COUNTY
MONTICELLO, FLORIDA

100% SUBMITTAL

PROJ. NO.	180526
DATE	11/06/2026
DRAWN	AW
CHECKED	JS
APPROVED	JS
REVISION	
REVISION DATE	

A001

WORK NOTES

ALTERNATE - AZEK WOOD-ROT REPLACEMENT

10 PROVIDE A SEPARATE ADDITIVE/DEDUCTIVE ALTERNATE PRICE TO REPLACE DETERIORATED WOOD/WOOD ROT WITH AZEK IN LIEU OF THE KDAT WOOD SPECIFIED IN THE BASE BID. INCLUDE ASSOCIATED FABRICATION, FASTENING, SURFACE PREPARATION, AND FINISHING REQUIRED FOR A COMPLETE INSTALLATION. MATCH EXISTING DIMENSIONS, PROFILES, AND HISTORIC APPEARANCE. SUBMIT PROPOSED APPLICATIONS, PRODUCT INFORMATION, AND PROFILES FOR ARCHITECT REVIEW AND REQUIRED BUREAU OF HISTORIC PRESERVATION APPROVAL BEFORE INSTALLATION. STRUCTURAL WOOD MEMBERS SHALL REMAIN KDAT UNLESS AN ALTERNATIVE IS SPECIFICALLY DETAILED AND APPROVED. IDENTIFY ANY LOCATIONS WHERE AZEK CANNOT MEET THE SPECIFIED REQUIREMENTS AND RETAIN KDAT AT THOSE LOCATIONS. ALL OTHER RESTORATION REQUIREMENTS SHALL REMAIN AS SPECIFIED.

WORK NOTES

WORK NOTES

ARCHITECTS
ARCHITECTURE
INTERIOR DESIGN
BUILDING ENVELOPE
211 JOHN KNOX RD, SUITE 105
TALLAHASSEE, FL 32303
PH: (850) 385 9200
AR96289
MLDARCHITECTS.COM

JEFFERSON COUNTY A BUILDING RESTORATION
JEFFERSON COUNTY
MONTICELLO, FLORIDA

100% SUBMITTAL

PROJ. NO.	180526
DATE	11/06/2026
DRAWN	AW
CHECKED	JS
APPROVED	JS
REVISION	
REVISION DATE	

A002

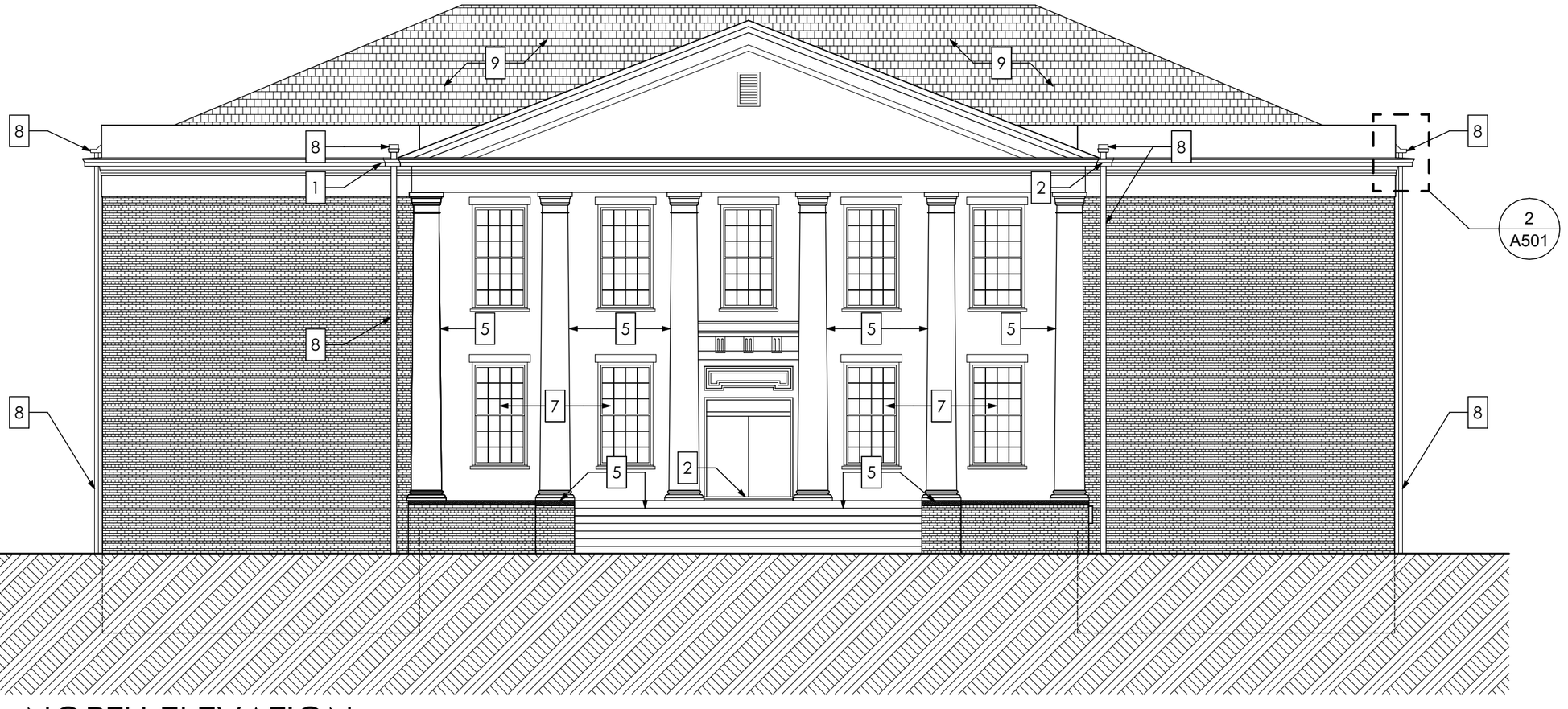

NORTH ELEVATION

1
A200

SCALE: 3/32" = 1'-0"

0 8' 16' 24'

ARCHITECTS
ARCHITECTURE
INTERIOR DESIGN
BUILDING ENVELOPE
211 JOHN KNOX RD, SUITE 105
TALLAHASSEE, FL 32303
PH: (850) 385 9200
AR96289
MLDARCHITECTS.COM

JEFFERSON COUNTY A BUILDING RESTORATION
JEFFERSON COUNTY
MONTICELLO, FLORIDA

100% SUBMITTAL

PROJ. NO.	180526
DATE	11/06/2026
DRAWN	AW
CHECKED	JS
APPROVED	JS
REVISION	
REVISION DATE	

A200

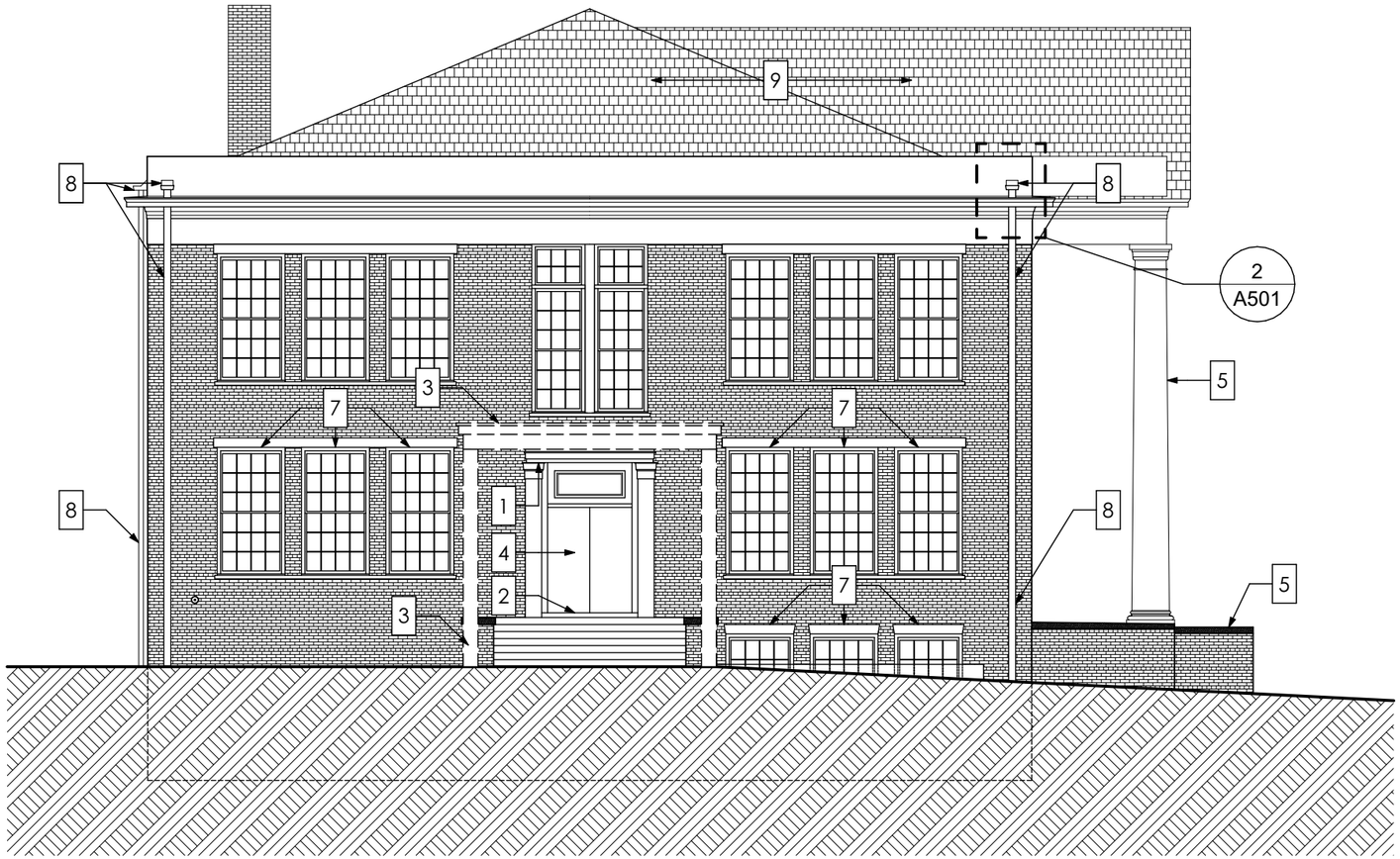

1
A201

EAST ELEVATION

SCALE: 3/32" = 1'-0"

0 8' 16' 24'

ARCHITECTS
ARCHITECTURE
INTERIOR DESIGN
BUILDING ENVELOPE
211 JOHN KNOX RD, SUITE 105
TALLAHASSEE, FL 32303
PH: (850) 385 9200
A896289
MLDARCHITECTS.COM

JEFFERSON COUNTY A BUILDING RESTORATION
JEFFERSON COUNTY
MONTICELLO, FLORIDA

100% SUBMITTAL

PROJ. NO.	180526
DATE	11/06/2026
DRAWN	AW
CHECKED	JS
APPROVED	JS
REVISION	
REVISION DATE	

A201

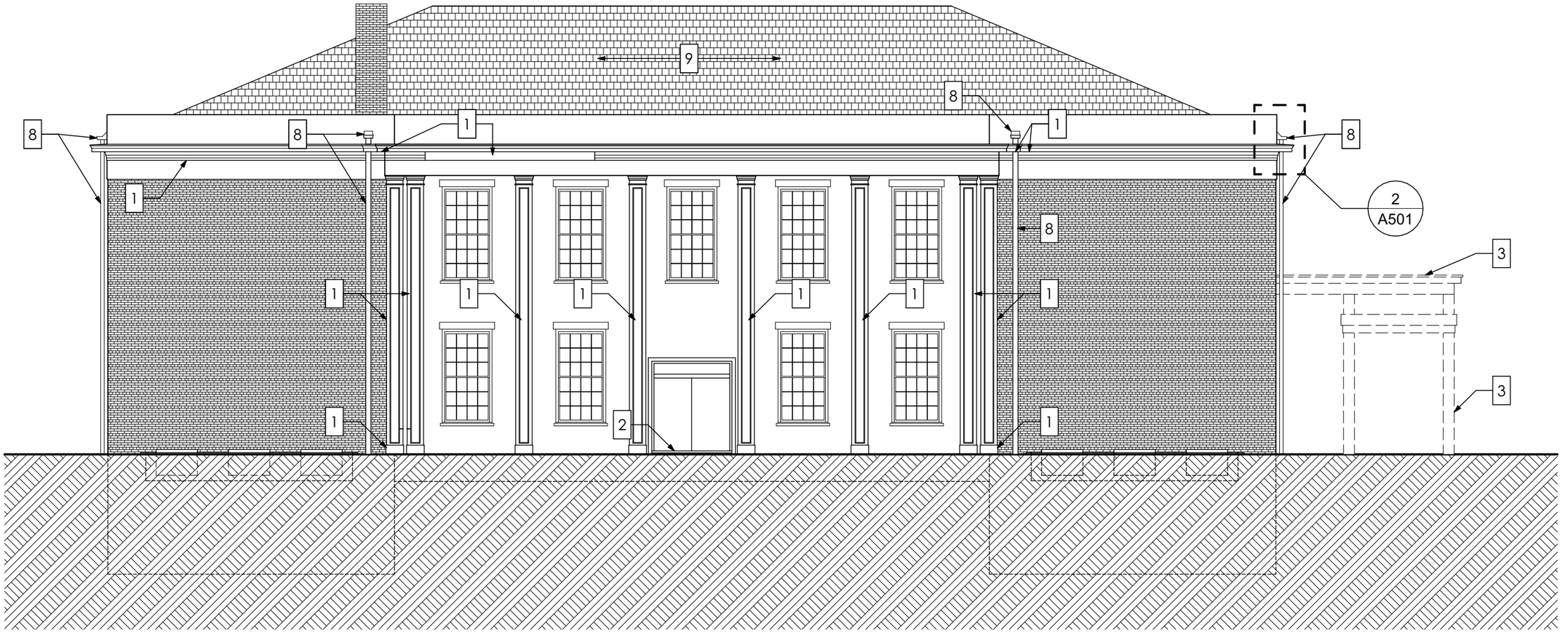

SOUTH ELEVATION

1 / A202

SCALE: 3/32" = 1'-0"

0 8' 16' 24'

ARCHITECTS
ARCHITECTURE
INTERIOR DESIGN
BUILDING ENVELOPE
211 JOHN KNOX RD, SUITE 105
TALLAHASSEE, FL 32303
PH: (850) 385 9200
AR96289
MLDARCHITECTS.COM

JEFFERSON COUNTY A BUILDING RESTORATION
JEFFERSON COUNTY
MONTICELLO, FLORIDA

100% SUBMITTAL

PROJ. NO.	180526
DATE	11/06/2026
DRAWN	AW
CHECKED	JS
APPROVED	JS
REVISION	
REVISION DATE	

A202

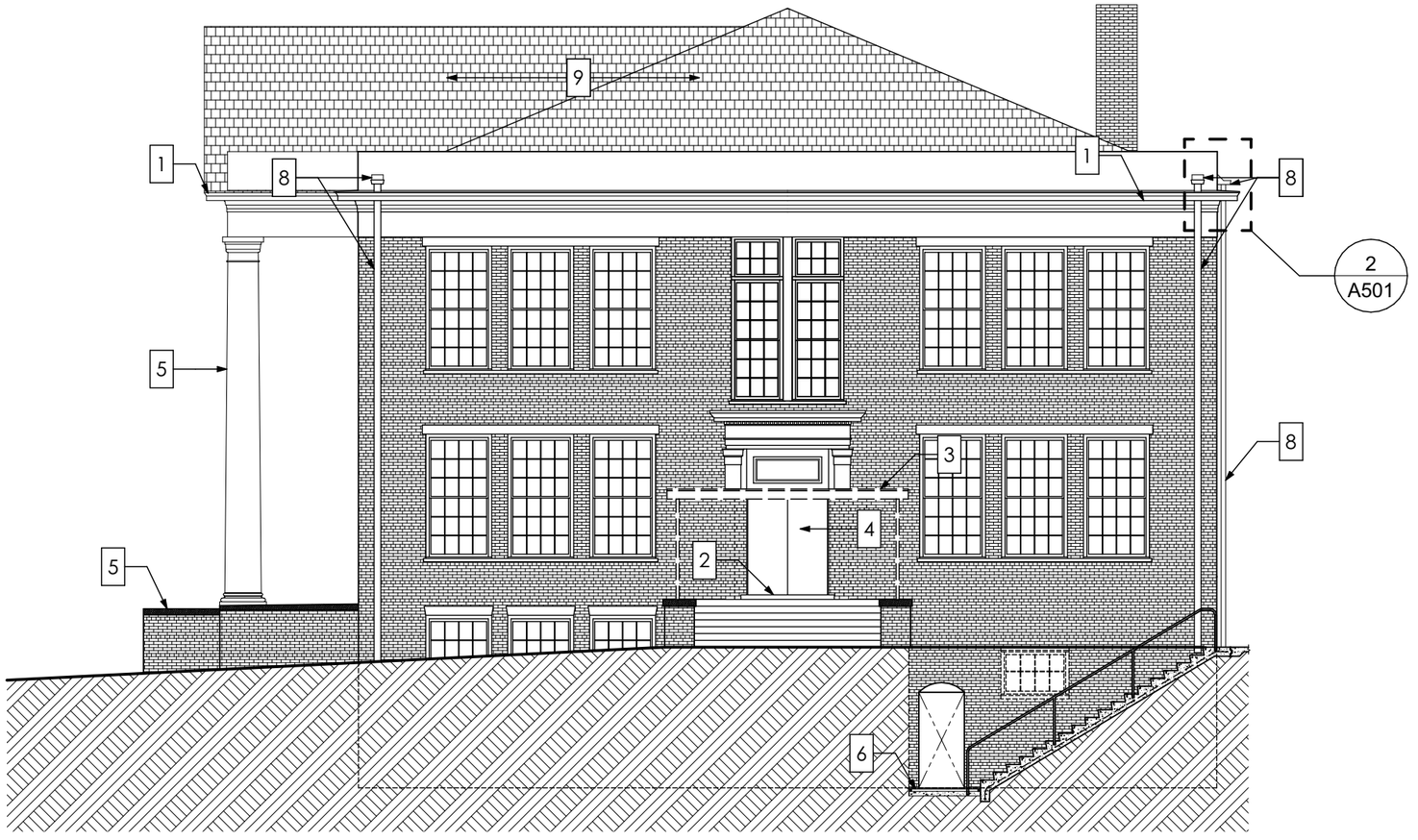

1 / A203 WEST ELEVATION

SCALE: 3/32" = 1'-0"

0 8' 16' 24'

ARCHITECTS
ARCHITECTURE
INTERIOR DESIGN
BUILDING ENVELOPE
211 JOHN KNOX RD, SUITE 105
TALLAHASSEE, FL 32303
PH: (850) 385 9200
AR96289
MLDARCHITECTS.COM

JEFFERSON COUNTY A BUILDING RESTORATION
JEFFERSON COUNTY
MONTICELLO, FLORIDA

100% SUBMITTAL

PROJ. NO.	180526
DATE	11/06/2026
DRAWN	AW
CHECKED	JS
APPROVED	JS
REVISION	
REVISION DATE	

A203

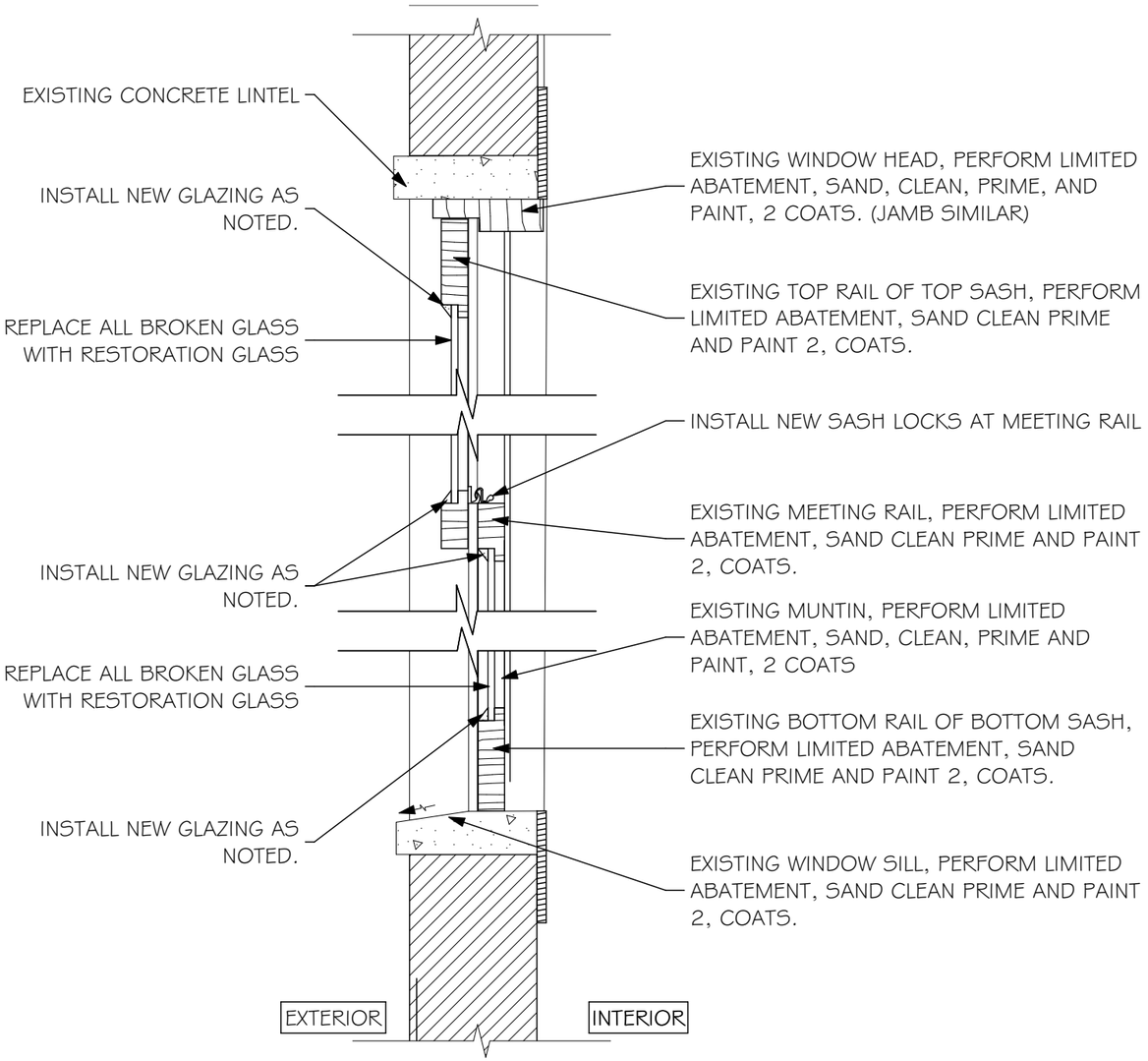

1 / A500 WINDOW DETAIL

SCALE: 1 1/2"= 1'-0"

0 6" 12" 18"

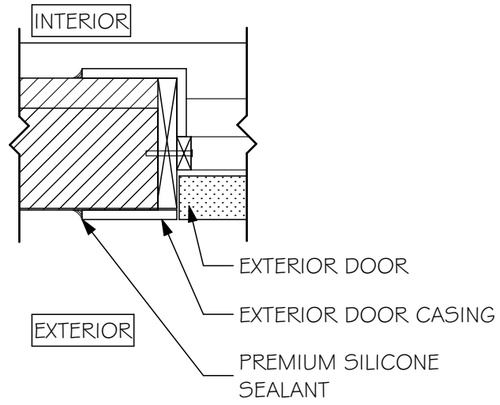

2 / A500 EXTERIOR DOOR - JAMB

SCALE: 1 1/2"= 1'-0"

0 6" 12" 18"

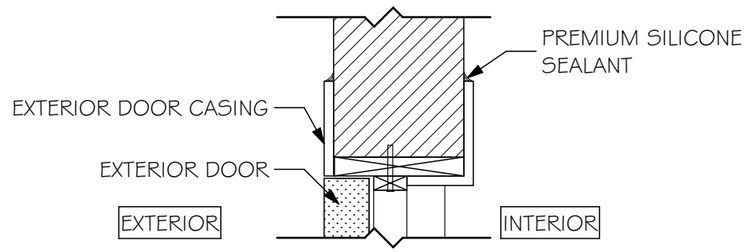

3 / A500 EXTERIOR DOOR - HEAD

SCALE: 1 1/2"= 1'-0"

0 6" 12" 18"

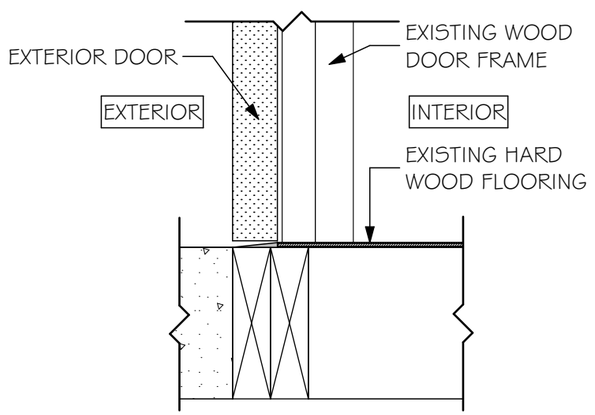

4 / A500 EXTERIOR DOOR - SILL

SCALE: 1 1/2"= 1'-0"

0 6" 12" 18"

ARCHITECTS
ARCHITECTURE
INTERIOR DESIGN
BUILDING ENVELOPE
211 JOHN KNOX RD, SUITE 105
TALLAHASSEE, FL 32303
PH: (850) 385 9200
AR96289
MLDARCHITECTS.COM

JEFFERSON COUNTY A BUILDING RESTORATION
JEFFERSON COUNTY
MONTICELLO, FLORIDA

100% SUBMITTAL

PROJ. NO.	180526
DATE	11/06/2026
DRAWN	AW
CHECKED	JS
APPROVED	JS
REVISION	
REVISION DATE	

A500

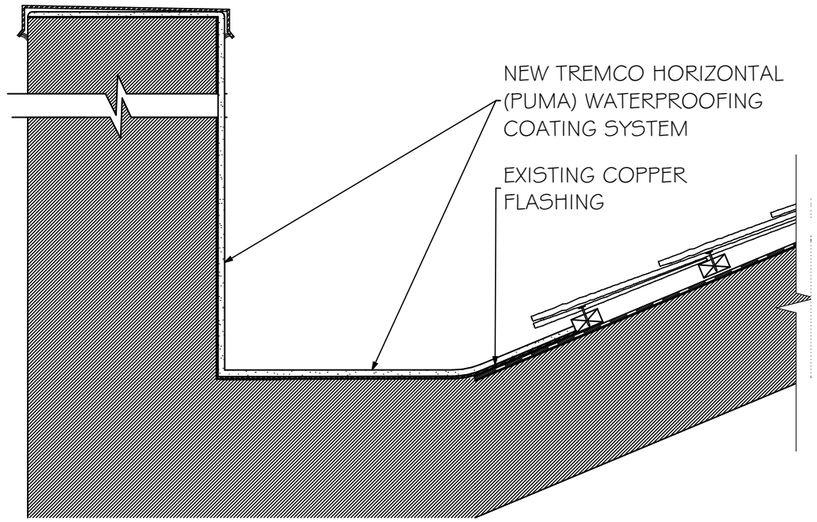

1
A501

GUTTER DETAIL

SCALE: 1 1/2"= 1'-0"

0 6" 12" 18"

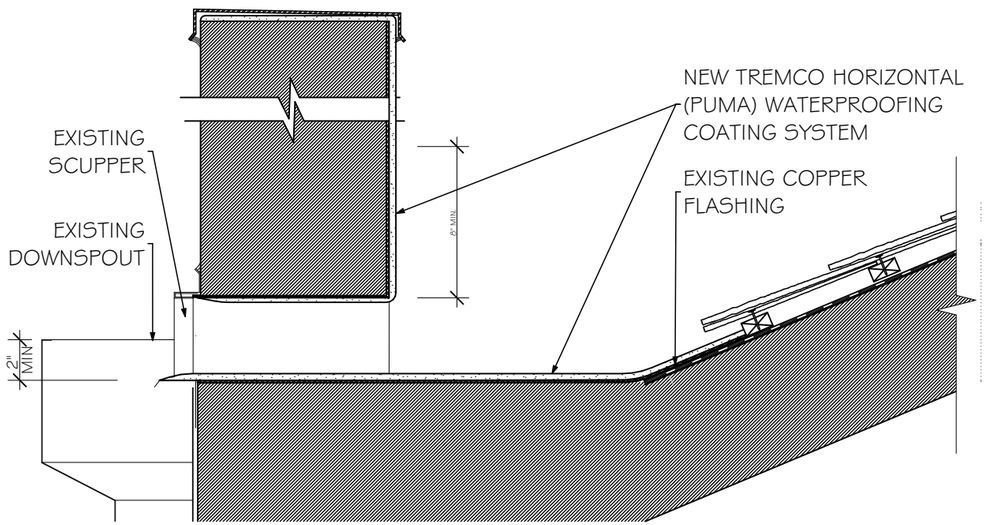

2
A501

GUTTER AND SCUPPER DETAIL

SCALE: 1 1/2"= 1'-0"

0 6" 12" 18"

ARCHITECTS
ARCHITECTURE
INTERIOR DESIGN
BUILDING ENVELOPE
211 JOHN KNOX RD, SUITE 105
TALLAHASSEE, FL 32303
PH: (850) 385 9200
AR96289
MLDARCHITECTS.COM

JEFFERSON COUNTY A BUILDING RESTORATION
JEFFERSON COUNTY
MONTICELLO, FLORIDA

100% SUBMITTAL

PROJ. NO.	180526
DATE	11/06/2026
DRAWN	AW
CHECKED	JS
APPROVED	JS
REVISION	
REVISION DATE	

A501



1 A700 PHOTO



2 A700 PHOTO



3 A700 PHOTO

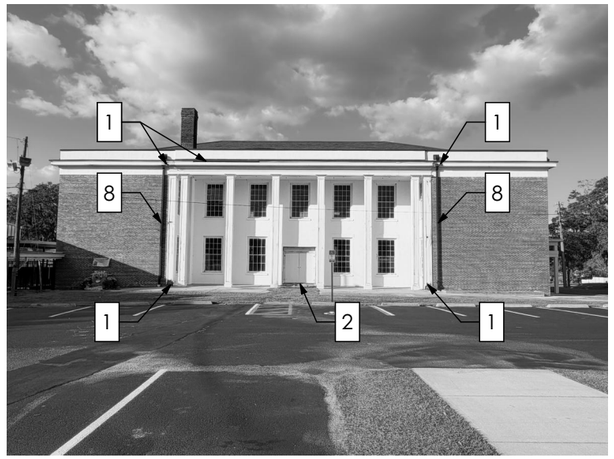

4 A700 PHOTO



5 A700 PHOTO



6 A700 PHOTO

ARCHITECTS
ARCHITECTURE
INTERIOR DESIGN
BUILDING ENVELOPE
211 JOHN KNOX RD, SUITE 105
TALLAHASSEE, FL 32303
PH: (850) 385 9200
AR96289
MLDARCHITECTS.COM

JEFFERSON COUNTY A BUILDING RESTORATION
JEFFERSON COUNTY
MONTICELLO, FLORIDA

100% SUBMITTAL

PROJ. NO.	180526
DATE	11/06/2026
DRAWN	AW
CHECKED	JS
APPROVED	JS
REVISION	
REVISION DATE	

A700



1 A701 PHOTO



2 A701 PHOTO



3 A701 PHOTO



4 A701 PHOTO



5 A701 PHOTO



6 A701 PHOTO

ARCHITECTS
ARCHITECTURE
INTERIOR DESIGN
BUILDING ENVELOPE
211 JOHN KNOX RD, SUITE 105
TALLAHASSEE, FL 32303
PH: (850) 385 9200
AR96289
MLDARCHITECTS.COM

JEFFERSON COUNTY A BUILDING RESTORATION
JEFFERSON COUNTY
MONTICELLO, FLORIDA

100% SUBMITTAL

PROJ. NO.	180526
DATE	11/06/2026
DRAWN	AW
CHECKED	JS
APPROVED	JS
REVISION	
REVISION DATE	

A701



1 A702 PHOTO



2 A702 PHOTO



3 A702 PHOTO



4 A702 PHOTO



5 A702 PHOTO



6 A702 PHOTO



7 A702 PHOTO

ARCHITECTS
ARCHITECTURE
INTERIOR DESIGN
BUILDING ENVELOPE
211 JOHN KNOX RD, SUITE 105
TALLAHASSEE, FL 32303
PH: (850) 385 9200
AR96289
MLDARCHITECTS.COM

JEFFERSON COUNTY A BUILDING RESTORATION
JEFFERSON COUNTY
MONTICELLO, FLORIDA

100% SUBMITTAL

PROJ. NO.	180526
DATE	11/06/2026
DRAWN	AW
CHECKED	JS
APPROVED	JS
REVISION	
REVISION DATE	

A702